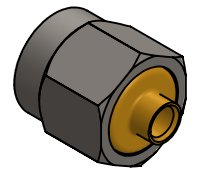


DWG NO.		REV.	
OL-2901-86-1		A	
PART NUMBER	BODY	CONTACT	C-NUT
2901-86-DJP	Au/Ni	Au/Ni	PASSIVATE

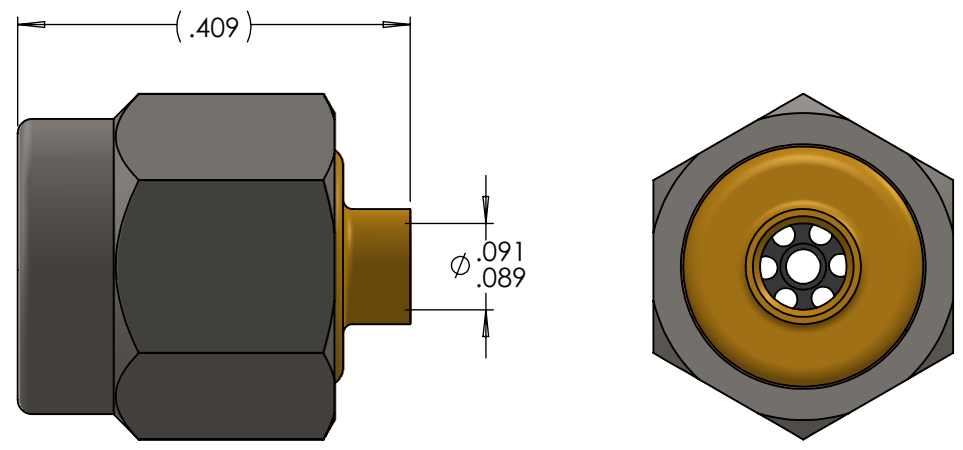
PLATING PER SAN-TRON SPEC. 7.3.1-8



1.0 PERFORMANCE
 1.1 FREQUENCY RANGE: DC-40GHz
 1.2 NOMINAL IMPEDANCE: 50 OHMS
 1.3 VSWR: 1.25 TO 40 GHz
 1.4 TEMPERATURE RANGE: -65/+100°C

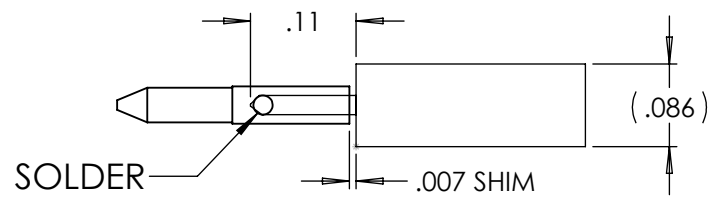
2.0 MATERIALS
 2.1 BODY: SS 303, ASTM-A-582
 2.2 CONTACT: BRASS, ASTM-B-16
 2.3 DIELECTRIC: OXIDE-NORYL, MIL-P-46129

3.0 MECHANICAL
 3.1 INTERFACE REF IEEE287
 3.2 DURABILITY: 500 CYCLES



CABLE PREP (NOT TO SCALE)

1. TRIM CABLE TO DIMENSIONS SHOWN
2. CHAMFER CABLE INNER CONDUCTOR
3. REMOVE EXCESS BURRS FROM OUTER CONDUCTOR
4. TIN DIP PREPARED CABLE APPROX. 1/2"
5. USE .007" SHIM AND SOLDER CONTACT
6. REMOVE EXCESS SOLDER AND CLEAN WITH SOLVENT



REVISIONS				
REV.	DESCRIPTION	DISP	DATE	APPROVED
A	RELEASE	NEW	11/21/19	FSH

Material:
SEE NOTES

Finish:
SEE TABLE

UNLESS OTHERWISE SPECIFIED:
 ALL DIMENSIONS ARE IN INCHES.
 ALL DIMENSIONS ARE AFTER PLATING.

XXX = ±.005 ALL MACHINED SURFACES $\sqrt{63}$ MAX.
 .XX = ±.01 ANG. ±1/2" FRACTIONAL = ± 1/64

Ⓢ .004 MAX TIR. Ⓢ AXIS .001

Projection Method:
THIRD ANGLE

REMOVE ALL BURRS AND SHARP EDGES
.005 MAX

This drawing and any information or descriptive material set out on it are the confidential and copyright property of SAN-TRON, INC. © and MUST NOT BE DISCLOSED, COPIED, LOANED in whole or part or used for any purpose without the written permission of SAN-TRON, INC.

Company Confidential

Legal Owner:
SAN-TRON, INC.
 4 TURNPIKE ROAD, IPSWICH MA USA 01938
 TEL: 978-356-1585 FAX: 978-356-1573
 WWW.santron.com EMAIL: santron@santron.com

REF: CAGE CODE: **50896** Sheet: 1 of 1

Description:
2.9mm PLUG
.086 S/R CABLE

Designed by: ST Drawn Date: 10/28/2019

Checked by: FSH Checked Date: 11/21/2019

Approved by: FSH Approved Date: 11/21/2019